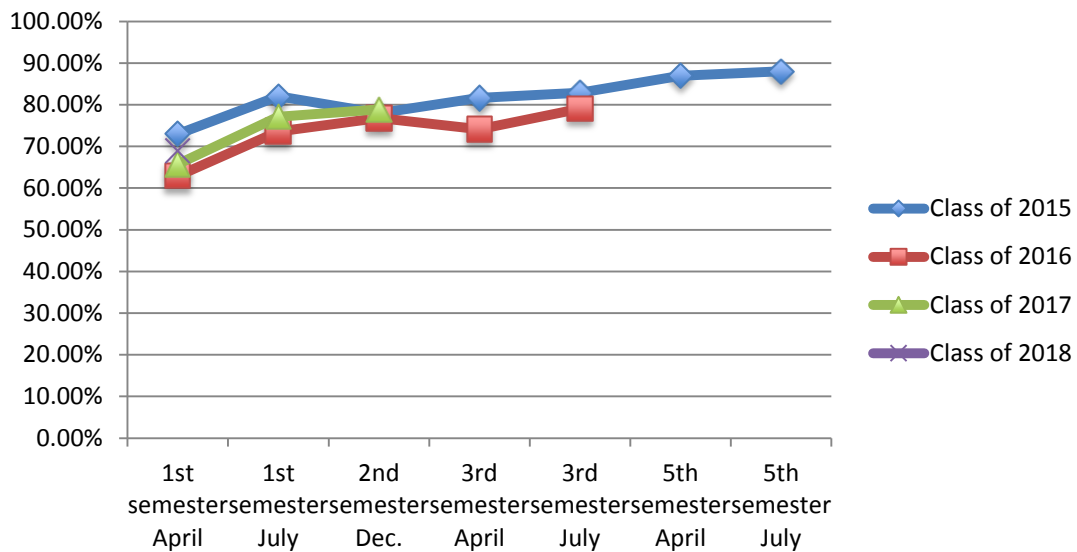


## Vocabulary Growth through the MIC program

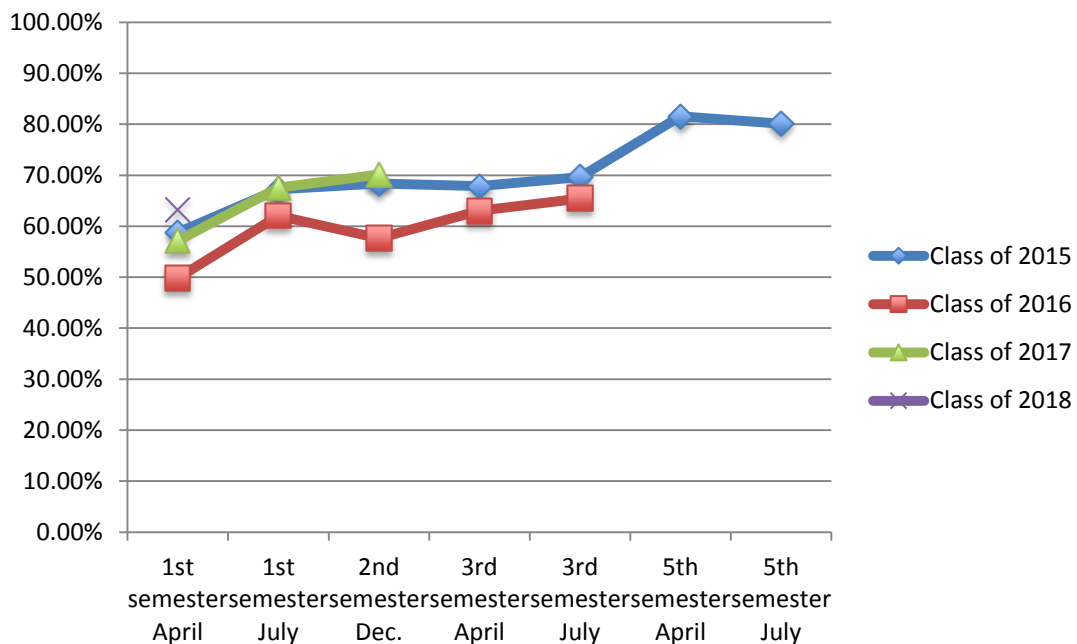
We have been administering the vocabulary test for just over three years now. The following charts show the average scores for the last four cohorts as they progress through their MIC studies.

The data show some similarities: gains during the first semester, a levelling off during the second and third semesters, and perhaps a slight drop during the winter vacation. The current third years show the good gains they made in vocabulary during study abroad.

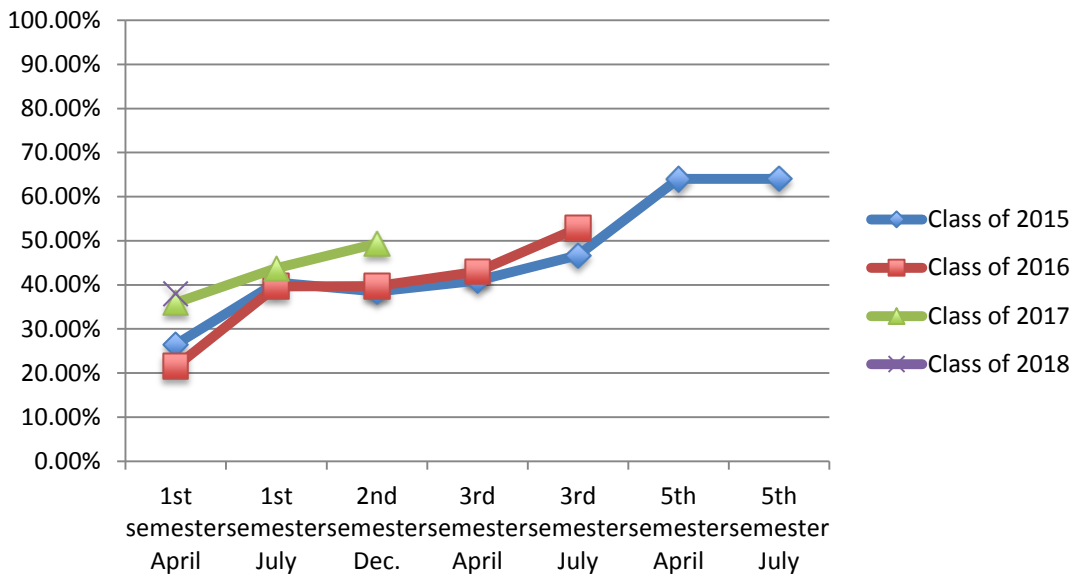
### First 1,000 words



### Second 1,000 words



### Academic words



The final chart is an attempt to show the variation that exists among students through their time at MIC. All students do improve, and as we would expect, the lowest ability students improve the most. The top 10% of students were very strong on entering and can be said to acquire good core vocabularies that will help them in the upper-division. In fact, they almost certainly encounter a ceiling effect on our test, and we should consider other tests so that they are challenged to improve further. The average student does improve, but does not show perfect knowledge of all core words. The lowest 10% of students improve the most, but still cannot be said to have acquired sufficient vocabulary by the time they enter the third year. Should students will probably have problems reading and would benefit from additional support in the ARC or through extra courses.

### Words known (out of 2,570)

